

D.L. Pratt Building
6 King's College Road

Building code: PT



Photo 1 - Building

Photo 2 - Accessible Entrance on South East Corner

Number of Building entrances	2
Number of Entrances with Power Openers	1
Floors accessible via elevator	all
Floors with accessible washrooms	3







Main Entrance

Side of building with main entrance	North
Does this entrance have a power door opener?	No
Is this entrance visible from the street?	No
Type of Pathway leading to entrance	Path

Secondary Entrance

Side of building with secondary entrance	East
Does this entrance have a power door opener?	Yes
Is this entrance visible from the street?	Yes
Type of Pathway leading to entrance	Ramp



-  Entrance
-  Entrance with Auto Door Opener
-  Sidewalk
-  Ramp: arrow indicates up
-  Stair
-  Rest Area

-  Vehicle Traffic Lights
-  Stop Signs
-  Pedestrian Crossing Lines
-  Flashing Pedestrian Signal
-  Button for Pedestrian Crossing
-  Audio Crossing Signal

-  Parking
-  Reserved Parking

